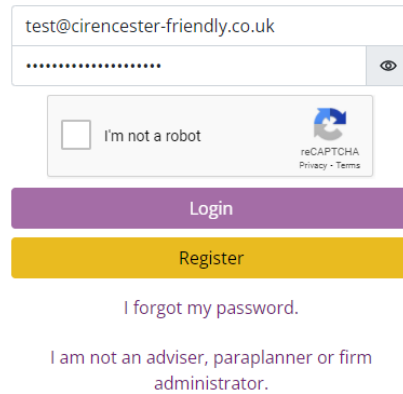


Self-serve password reset for an Adviser


- On the Adviser sign in page, you will need to click 'I forgot my password' which will generate the password reset page

Adviser sign in.



test@cirencester-friendly.co.uk

.....

I'm not a robot  reCAPTCHA
Privacy - Terms

Login

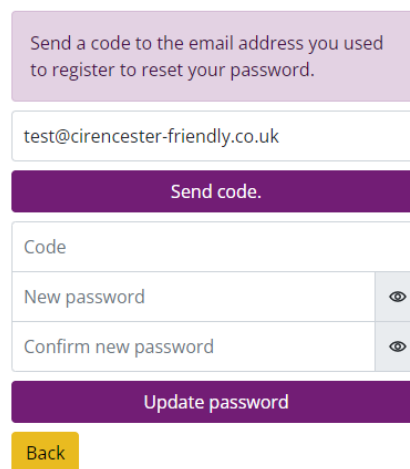
Register

[I forgot my password.](#)

[I am not an adviser, paraplanner or firm administrator.](#)

- This will automatically input your email address, next, click 'Send code' which will generate an email to you.

Password Reset.



Send a code to the email address you used to register to reset your password.

test@cirencester-friendly.co.uk

Send code.

Code

New password

Confirm new password

Update password

Back

- Check your email inbox (you may need to check your junk/spam folder), you can then enter the code that has been provided in the email and input a new password. Click 'Update password'
- A message will be generated 'Your password has been updated', you will be redirected to the 'homepage' where you will be able to log in with your new chosen password.